



District Report Card: 2017


State: Kerala	District: Ernakulam
Class: 8	Subject: Language
Schools: 51	Students: 1339


Participation/Coverage


Students

<div>GENDER</div> <div></div>	Boys				Girls			
	Number		%		Number		%	
	599		44.73		740		55.27	

<div>AREA</div> <div></div>	Rural				Urban			
	Number		%		Number		%	
	837		62.51		502		37.49	

<div>CATEGORY</div> <div></div>	SC		ST		OBC		GEN	
	Number	%	Number	%	Number	%	Number	%
	142	10.60	5	0.37	809	60.42	383	28.60

<div>CWSN</div> <div></div>	LD	VI	HI	S&LD	ID	Oth
	6	1	2	2	8	21

<div>Management</div> <div></div>	Government			Government-aided		
	Number		%	Number		%
	208		15.53	1131		84.47

Average Performance of Students in Language (%)

Overall	Gender		Area		Management		Social Group			
	Male	Female	Rural	Urban	Govt.	Aided	SC	ST	OBC	GEN
63.81	62.24	65.09	63.12	64.97	63.46	63.88	63.10	66.67	62.57	66.67

Performance on Learning Outcomes (LOs)

Learning Outcomes	Description	Average Performance(%)
L813	Read textual/non-textual materials with comprehension and identifies the details, characters, main idea and sequence of ideas and events while reading	63.81

Range of Performance of Students who Answered Correctly							
Below 30%		30% - 50%		50% - 75%		Above 75%	
Number	%	Number	%	Number	%	Number	%
83	6.20	241	18.00	616	46.00	399	29.80

Lowest Performing Learning Outcomes (LOs)

1 - Read textual/non-textual materials with comprehension and identifies the details, characters, main idea and sequence of ideas and events while reading (63.81)